

Homework 6

Texture and Pattern


Texture means how the surface of something looks or feels.

Artists use their skills to create the illusion of an object's texture.

A still life may have a bottle, fruit and drapery. An artist will use their materials and media in a way which will try and make the bottle look shiny, the fruit look bumpy or grooved and the drapery soft, flowing and delicate.



By using different mark making techniques, artists can make similar shaped objects look like very different textures. They use their skills of mark making to create the illusion of different surfaces. This, combined with an understanding of tone, can make very realistic textural drawings.



Pattern

A pattern is a design in which lines, shapes, forms or colours are repeated. The part that is repeated is called a motif. Patterns can be regular or irregular.

Patterns are all around us, in nature as well as in art and design. How complicated a pattern is depends on what is repeated and the way in which it is repeated.

The starting point of any pattern is the single element that will be repeated. This is called a motif. A motif can be repeated and arranged in many different ways in order to create different types of pattern.

Regular patterns

Patterns can be regular or irregular.


In regular patterns the motif (or motifs) is repeated in a way that is predictable.

It could be exactly the same each time, or it could change in a way that is regularly repeated.

Block repeat

The most basic way of creating pattern is to block repeat.


This is where the motif is repeated in exactly the same way in horizontal and vertical lines.



Regular pattern

Half-drop

Half-drop patterns are made by dropping every second line of motifs down a half-length height of the motif.




Half drop pattern

Mirrored

Another way of creating patterns is to mirror the motif.

Motifs can be mirrored horizontally or vertically.




Mirrored pattern

Rotational

A rotational pattern is where the motif has been rotated on its axis.

The motif may be rotated and repeated at any angle, but most designers will rotate at 90 or 180 degrees to make more uniform patterns.



Rotational pattern

Irregular pattern

An irregular pattern is one in which the motif changes or the way it is repeated is unpredictable.



Radiating pattern

A pattern that is arranged around a central point is called a radiating pattern. It seems to radiate out in all directions. Radiating patterns result in designs that feel balanced. They can be an effective way to create a focal point at the centre of the pattern.

