

Name:



Form:

Y9 ENSEMBLES

Homework Booklet

	TOPIC	Homework done (tick)	Test mark (%)
H1	Orchestra 1 – Woodwind, Brass, Strings		
H2	Orchestra 2 – Percussion , Chamber orchestra		
H3	Jazz Band		
H4	Samba & Steel Bands		
H5	Wind, Folk & Rock Bands		
H6	String Quartet, Piano Trio, Wind Quintet		
H7	All Ensembles – Q on all ensembles		





All the information, audio clips, pictures, videos and tests for this topic are found at:

turton.musicfirst.co.uk

We have designed the pages specifically to match these Turton lessons.

My username is my dinnercard number

My password is my birthdate (8 digits):

The resources include:

Information on the instruments contained in each ensemble

Information of the basic history of each ensemble

Audio and Video clips of each ensemble & practice listening clips

At the end of each lesson there is a test on that section of the topic. You will need to do this 'test' as part of the lesson and record you % score on the homework page and on the front of this booklet.


Homework 1 *The Orchestra (part 1)*



AIM: To understand the makeup of an orchestra in terms of the families of instruments.
To be able to recognise each of these sections aurally.

TASK: Go to turton.musicfirst.co.uk
Click on *Focus on Sound* / then *Lessons* (at the top) / then 'GROUPS'.
Select the lesson on 'Orchestra' from the top of the list on the left.
Follow the lesson & listen to the clips. Make sure you read all the pages – there are small tabs in the centre at the bottom for page turns.
Click on the red 'continue' to move on to the next chapter.

This is a long Lesson so, for this week, do the *Woodwind, Brass and String* sections. Complete the chart. (*Percussion onwards will be homework 2*)



Use the blobs at the bottom to change pages

You must also click on the tabs (top right) until 'continue lesson' appears in red

Orchestral section	Name the 4 principal instruments in each of the sections
STRINGS	
WOODWIND	
BRASS	
PERCUSSION	

Homework 2 *The Orchestra (part 2)*



AIM: To understand the makeup of an orchestra in terms of the families of instruments. To be able to recognise each of these sections aurally.

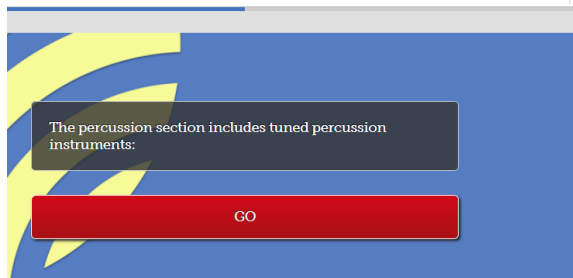
TASK: Go to turton.musicfirst.co.uk

Click on *Focus on Sound* / then *Lessons* (at the top) / then 'GROUPS'.
Select the lesson on 'Orchestra' from the top of the list on the left.
Follow the lesson & listen to the clips. Make sure you read all the pages – there are small tabs in the centre at the bottom for page turns.
Click on the red 'continue' to move on to the next chapter.

This continues from last week. Start at Percussion onwards today by using 'skip' (see below). Don't forget to add the percussion line on the chart from last week & take the listening test at the end of the lesson.

orchestras and their sections

Skip section



Click on the blue skip section tab (top right) until you get to the Percussion page where you will start the homework for this week.

Take the '**test**' which pops up at the end of the lesson and **record your score** below and on the **front of this booklet**.

Orchestra TEST SCORE = %




Homework 3 *Jazz Band*



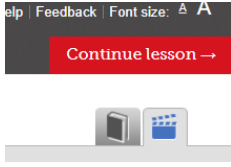
AIM: To understand the combination of instruments that make up different types of jazz bands and to recognise these by sound.

TASK: Go to turton.musicfirst.co.uk

- 1) Click on *Instruments First* / then *Lessons* (at the top) / then 'GROUPS'.
- 2) Select the lesson on 'Jazz Band' from the top of the list on the left.
- 3) Follow the lesson & listen to the clips. Make sure you read all the pages – NB small tabs in the centre at the bottom for page turns. Click on the red 'continue' to move on to the next chapter.
- 4) Complete the chart below as you do the lesson
- 5) Take the end of lesson test & record your score here & on the front.



Use the blobs at the bottom to change pages



You must also click on the tabs (top right) until 'continue lesson' appears in red

Jazz Band test score = %

Big Band (first page)	3 main sections – which instruments are in each? Rhythm = Horn section = Reed section =
Dixieland jazz band (page 2)	Name 4 instruments typically seen in this type of band
Jazz group or jazz combo (page 3)	Name the 4 instruments seen in the jazz group shown (photo)

Homework 4 *Samba & Steel Bands*



AIM: To understand the instruments
& sound of Samba & Steel Bands

TASK: Go to turton.musicfirst.co.uk

- 1) Click on *Instruments First* / then *Lessons* (at the top) / then 'GROUPS'.
- 2) Select the lesson on 'World Bands' from the list on the left.
- 3) Follow the lesson & listen to the clips. Make sure you read all the pages – NB small tabs in the centre at the bottom for page turns. Click on the red 'continue' to move on to the next chapter.
- 4) Complete the chart below as you do the lesson
- 5) Take the end of lesson test & record your score here & on the front.

World Bands test score = %

Samba Band (first page)	Name 5 instruments heard in a Samba Band
Steel Band (page 2)	Steel pans were originally made from – They are usually heard at what sort of events -
Samba bands are from which country?	
Steel bands are from?	



Homework 5 *Wind Band / Rock Band / Folk Band*



AIM: To understand the combination of instruments and sound that these 3 ensembles use.

TASK: Go to turton.musicfirst.co.uk

- 1) Click on *Instruments First* / then *Lessons* (at the top) / then 'GROUPS'.
- 2) Select the lesson on 'Other Bands' from the list on the left.
- 3) Follow the lesson & listen to the clips. Make sure you read all the pages – NB small tabs in the centre at the bottom for page turns. Click on the red 'continue' to move on to the next chapter.
- 4) Complete the chart below as you do the lesson
- 5) Take the end of lesson test & record your score here & on the front.

Other Band test score = %

<p>Wind Band (page 1)</p>	<p>3 main sections – which instruments are in each?</p> <p>Woodwind =</p> <p>Brass =</p> <p>Percussion =</p>
<p>Rock Band (page 2)</p>	<p>Name 4 or 5 instruments typically seen in this type of band</p>
<p>Folk Band (page 3)</p>	<p>Name 4 or 5 instruments typically seen in this type of band</p> <p>Music in this style often comes from which regions of Great Britain?</p>

Homework 6 *String Quartet / Piano Trio /*

Wind Quintet



AIM: To understand the combination of instruments and sound that these 3 ensembles use.

TASK: Go to turton.musicfirst.co.uk

- 1) Click on *Instruments First* / then *Lessons* (at the top) / then 'GROUPS'.
- 2) Select the lesson on 'Chamber Music' from the list.
- 3) Follow the lesson & listen to the clips. Make sure you read all the pages – NB small tabs in the centre at the bottom for page turns. Click on the red 'continue' to move on to the next chapter.
- 4) Complete the chart below as you do the lesson
- 5) Take the end of lesson test & record your score here & on the front.

Chamber Music test score = %

String Quartet (page 1)	Name the 4 instruments always found in this ensemble
Piano Trio (page 2)	Name the 3 instruments usually found in this ensemble
Wind Quintet (page 3)	Name the 5 instruments typically seen in this ensemble

Homework 7 ALL Ensembles



AIM: To get more confident identifying the Ensembles from the last 6 weeks when they are heard in any order!

TASK:

Complete the chart on the next pages. Label the picture of each ensemble with the correct name; state an average or exact number of players for each group and then list the instruments found in each ensemble (try to group them logically for larger groups).

Go to turton.musicfirst.co.uk

Careful – the instructions are different this time – you need to go to TESTS (not to lessons)

- 1) Click on *Instruments First* / then 'TESTS' at the top.
- 2) Select the test on 'ALL' from the bottom of the list on the left.
- 3) Select 'Groups'
- 4) Record your score here & on the front.

ALL Ensemble test score = %





Instruments (in sections)

Ens =

Est player total =



Ens =

Player total =

Instruments



Ens =

Player total =

Instruments



Ensemble =

Number of players =

Instruments



Ensemble =

Number of players =

Instruments



Ensemble =

Number of players =

Instruments



Ensemble =

Number of players =

Instruments



Ens =

Est player total =

Instruments (in sections)



Ens =

Player total =

Instruments



Ens =

Est player total =

Instruments: