

# AQA GCSE Art Exam Prep 2018

Once you have the correct examination paper you should:

- ✓ Read **each** question carefully (Q1-7)
- ✓ Discuss your thoughts with your teacher(s)
- ✓ Choose **ONE** question only

# AQA GCSE Art Exam Prep 2018

This PowerPoint contains **suggested** artistic reference for each question. You are encouraged to look at these artists and may wish to find your own.

**Remember, Assessment Objective 1 is worth ¼ of your overall marks (25%)**

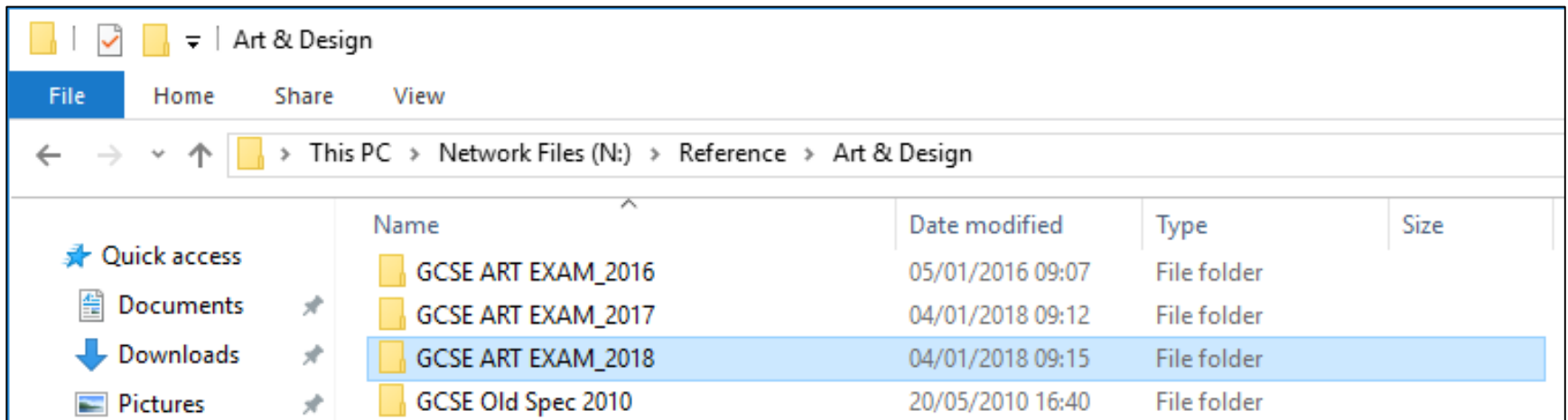
Each question/theme is a **starting point** only.

# AQA GCSE Art Exam Prep 2018

This PowerPoint is on the

**Network Drive:**

**Reference – Art & Design – GCSE ART EXAM\_2018**



**This PowerPoint has been created to help –  
please use it!!**

# AQA GCSE Art Exam Prep 2018

All of this artistic reference (AO1) can be found on Miss Gray's Pinterest page:

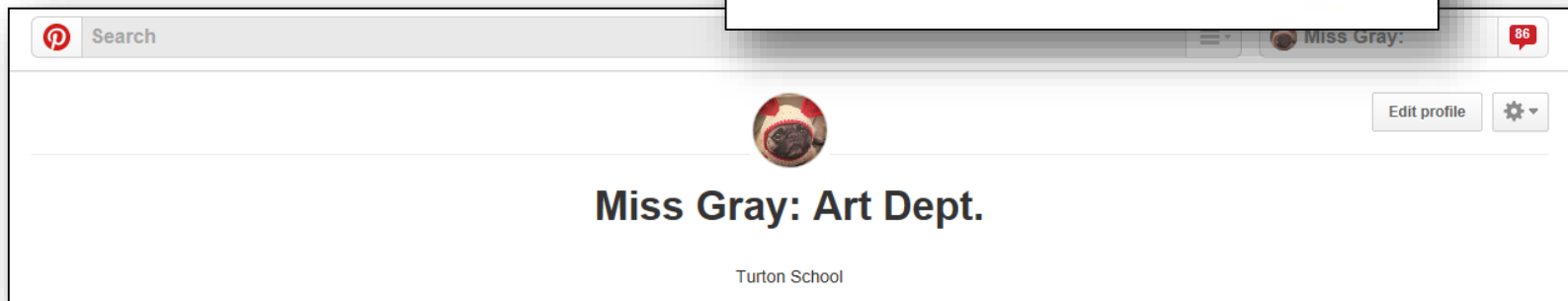
<https://www.pinterest.com>

Search for “Miss Gray: Art Dept.” in Pinnerers

The Pinterest logo, featuring the word "Pinterest" in its characteristic red, cursive script.

Miss Gray: Art  
Dept.

Turton School





[Edit profile](#)

Here you can access Miss Gray's "boards".

The relevant GCSE Exam questions have titles like those on your exam paper.

## Miss Gray: Art Dept.

Turton School




### GCSE EXAM '18: Q4 Materials

132 Pins



### GCSE EXAM '18: Q3 In The News

50 Pins



### GCSE EXAM '18: Q2 Interiors

80 Pins



### GCSE EXAM '18: Q1 Human Fig...

123 Pins



### GCSE EXAM '18: Q7 Connections

28 Pins



### GCSE EXAM '18: Q6 Personal H...

65 Pins



### GCSE EXAM '18: Q5 Light & Dark

87 Pins

# AQA GCSE Art Exam Prep 2018

Once you have chosen **ONE** question:

- ✓ You should address **AO1, AO2 & AO3** in the exam preparation time.
- ✓ Discuss all your ideas with your teacher(s) – you are allowed unlimited help!
- ✓ You will sit the ten-hour exam around April time (times to be confirmed by your teacher)

# AQA GCSE Art Exam Prep **2018**

- ✓ All preparatory work **MUST** be submitted to your teacher before starting the exam.
- ✓ **No hand in = no exam start**
- ✓ **You cannot continue to work on your preparatory work once the examination has started.**



# AQA GCSE Art Exam Prep 2018

## IMPORTANT DATES & DEADLINES

Weeks until Exam Starts:	Week Commencing:	
1	Mon. 15 <sup>th</sup> January	EXAM PAPER HANDED OUT TO ALL STUDENTS
2	Mon. 22 <sup>nd</sup> January	<b>** HAND IN ALL COURSEWORK **</b> AO3: Initial Research
3	Mon. 28 <sup>th</sup> January	AO3: Initial Research
4	Mon. 5 <sup>th</sup> February	AO1: Artistic Reference
5	Mon. 12 <sup>th</sup> February	AO1: Artistic Reference
6	Mon. 19 <sup>th</sup> February	<b>FEBRUARY HALF TERM</b>
7	Mon. 26 <sup>th</sup> February	AO2: Developing Ideas
8	Mon. 5 <sup>th</sup> March	AO2: Developing & Finalising Ideas
	<b>Mon. 12<sup>th</sup> March</b>	<b>GCSE ART &amp; DESIGN EXAMS START</b>
	Mon. 26 <sup>th</sup> March	All exam work completed & submitted to your teacher for final assessment



# Q1: Human Figure (Both exam papers)






**Francis Bacon**



# Q1: Human Figure (Both exam papers)




**Umberto Boccioni**







# Q1: Human Figure (Both exam papers)

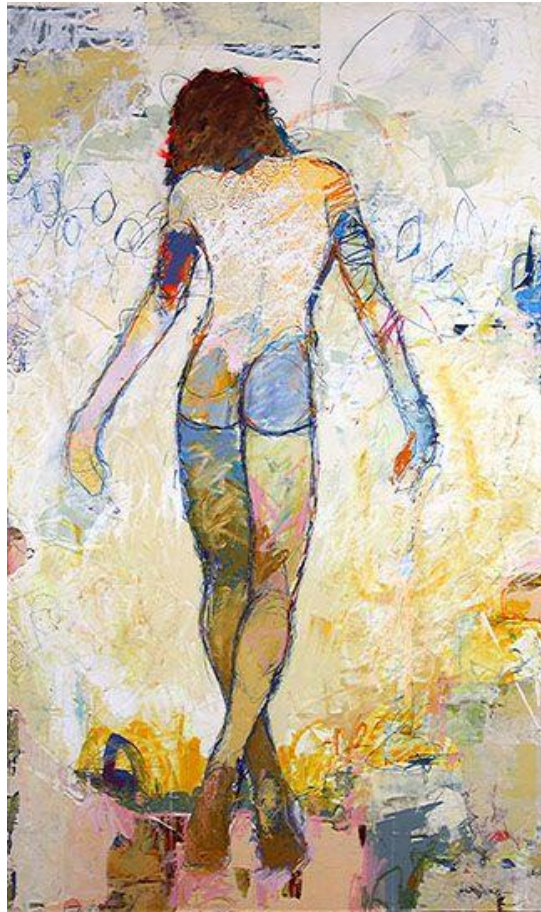



**Antony Gormley**






# Q1: Human Figure (Both exam papers)



**Jylian Gustlin**




# Q1: Human Figure (Both exam papers)



**Richard Stainthorp**  
*Wire Sculpture*

# Q1: Human Figure (Both exam papers)



**Dimosthenis Prodromou**  
*Collage*



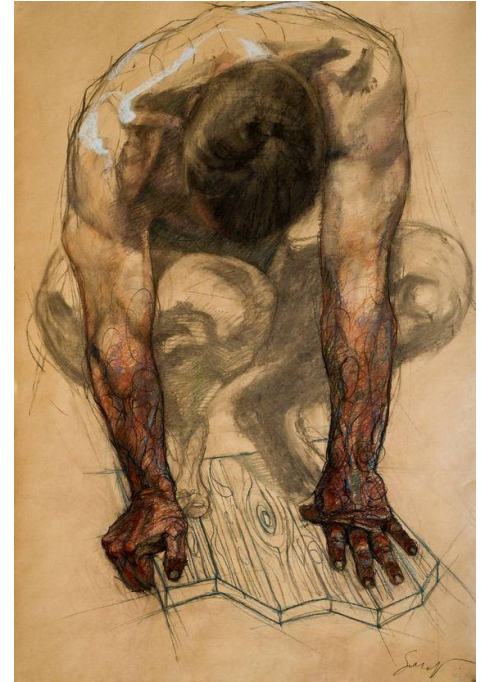
# Q1: Human Figure (Both exam papers)



**Martina Shapiro**



# Q1: Human Figure (Both exam papers)



**Sylvie Guillot**







# Q1: Human Figure (Both exam papers)




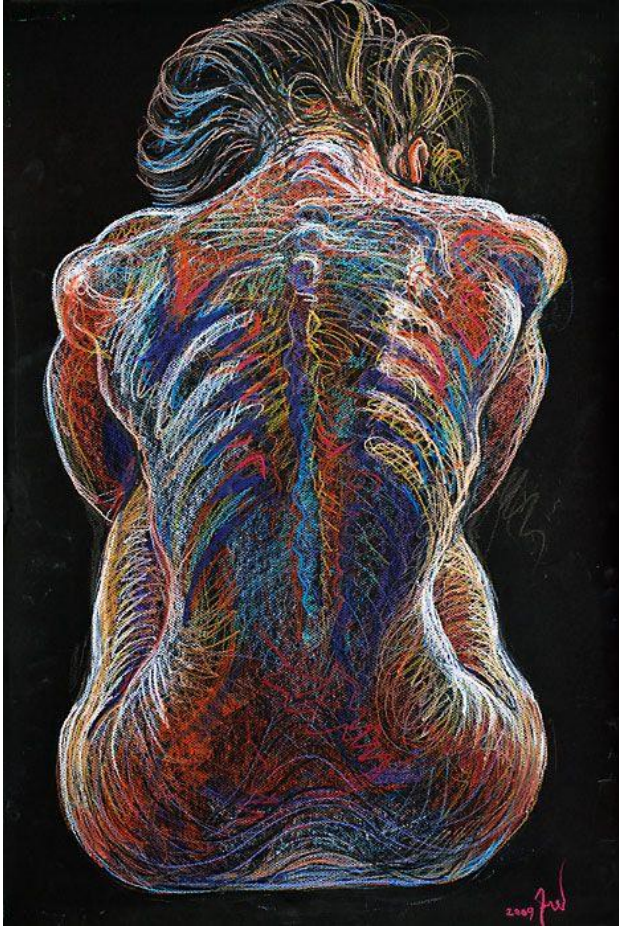


**Raluca Vulcan**






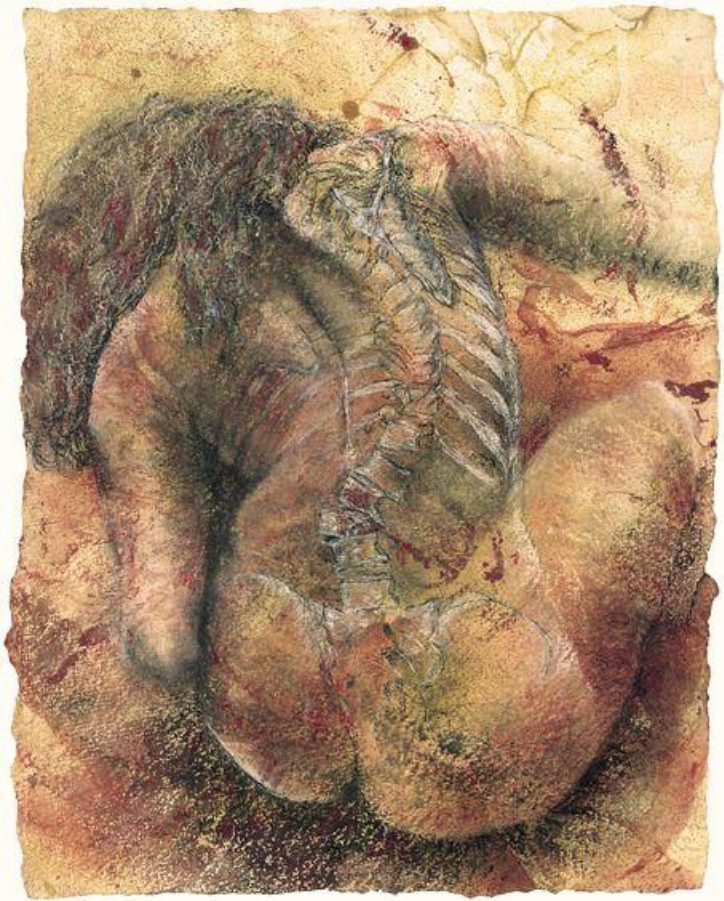
# Q1: Human Figure (Both exam papers)



**Fred Hatt**



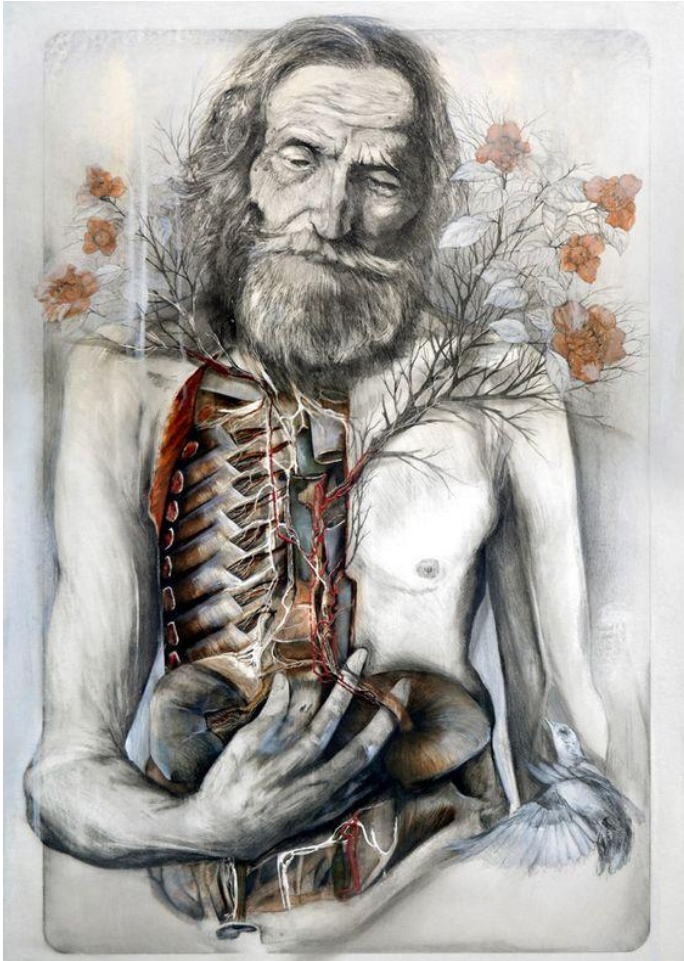
# Q1: Human Figure (Both exam papers)




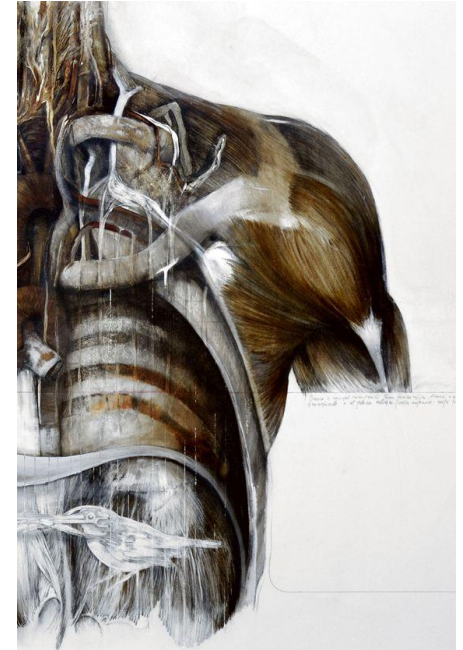
**Laura Ferguson**  
*Visible Skeleton Series*



# Q1: Human Figure (Both exam papers)



**Nunzio Paci**






# Q1: Human Figure (Both exam papers)




**Pablo Picasso**







# Q1: Human Figure (Both exam papers)



**Jaume Plensa**




# Q1: Human Figure (Both exam papers)



**Derek Gores**



# Q1: Human Figure (Both exam papers)



**Alexander Yakolev**





## Q2: Interiors (FINE ART PAPER ONLY)



Laurie Simmons




## Q2: Interiors (FINE ART PAPER ONLY)



Sarah Jones



## Q2: Interiors (FINE ART PAPER ONLY)



John Monks




## Q2: Interiors (FINE ART PAPER ONLY)



Heidi Bucher





## Q2: Interiors (FINE ART PAPER ONLY)



Edward Hopper

## Q2: Interiors (FINE ART PAPER ONLY)



Patrick Caulfield



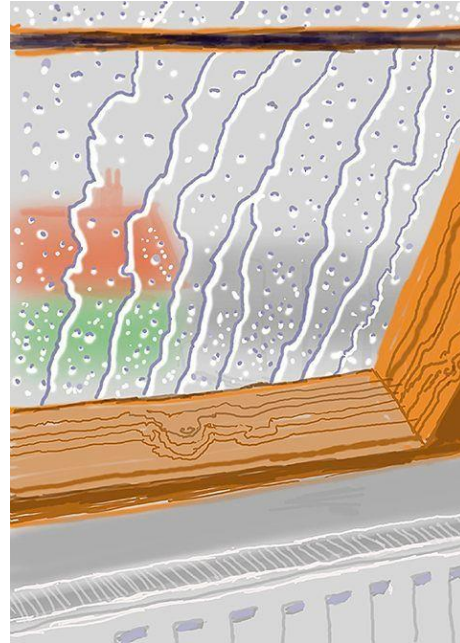
## Q2: Interiors (FINE ART PAPER ONLY)



Zsafia Schweger



## Q2: Interiors (FINE ART PAPER ONLY)





David Hockney





## Q2: Interiors (FINE ART PAPER ONLY)



Peter Judson

## Q2: Interiors (FINE ART PAPER ONLY)




Cui Jie



# Q2: Telling Stories

(ART, CRAFT & DESIGN PAPER ONLY)



Tim Burton



# Q2: Telling Stories

(ART, CRAFT & DESIGN PAPER ONLY)



Kirsty Mitchell – “Wonderland”



# Q2: Telling Stories

(ART, CRAFT & DESIGN PAPER ONLY)





Julia Feld





# Q2: Telling Stories

(ART, CRAFT & DESIGN PAPER ONLY)



Faith Ringgold



# Q2: Telling Stories

(ART, CRAFT & DESIGN PAPER ONLY)



**Rob Hunter** – *book illustrator*

## Q3: In the News (Both exam papers)



*The Raft of the Medusa* – Theodore Géricault (1818)



## Q3: In the News (Both exam papers)



*Liberty Leading the People* – Eugene Delacroix


## Q3: In the News (Both exam papers)



*Guernica* – Pablo Picasso





## Q3: In the News (Both exam papers)



**Richard Hamilton**  
*artwork on Marilyn Monroe & The Beatles*


## Q3: In the News (Both exam papers)



Hannah Hoch




## Q3: In the News (Both exam papers)



Kirsty Whitlock



## Q3: In the News (Both exam papers)



Possible Topics: *American Politics*



## Q3: In the News (Both exam papers)



Possible Topics: “*Brexit*”





## Q3: In the News (Both exam papers)




Possible Topics: *North Korean Propaganda Posters*



## Q3: In the News (Both exam papers)




GREEN  
PATRIOT  
POSTERS





**Possible Topics: *The Environment***

## Q3: In the News (Both exam papers)



Shepard Fairey







## Q3: In the News (Both exam papers)



Banksy



## Q4: Materials (Both exam papers)



Alberto Burri



## Q4: Materials (Both exam papers)



Eva Hesse


## Q4: Materials (Both exam papers)



Anselm Kiefer






## Q4: Materials (Both exam papers)



Eva Jospin





## Q4: Materials (Both exam papers)



Patrick Bremer




# Q4: Materials (Both exam papers)



DJ Pettitt



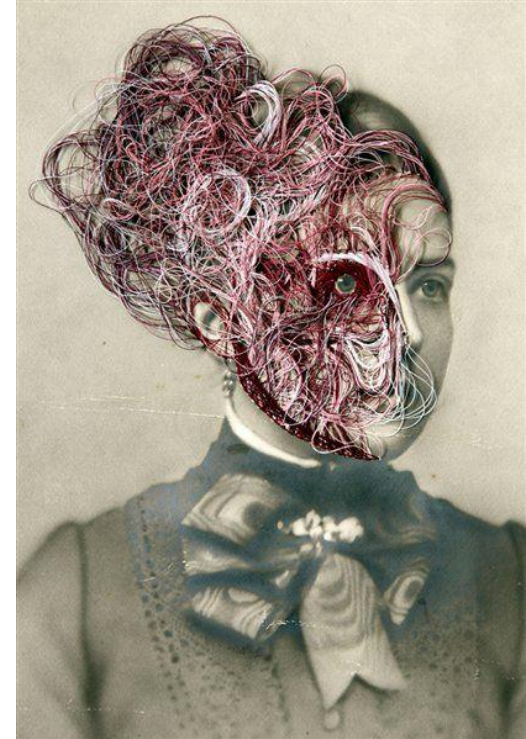


# Q4: Materials (Both exam papers)



Elaine Hughes – Hand stitched paper collage






## Q4: Materials (Both exam papers)



**Maurizio Anzeri**



# Q4: Materials (Both exam papers)



Florian Nicolle





## Q4: Materials (Both exam papers)



Yossi Kotler




# Q4: Materials (Both exam papers)



Conrad Crispin Jones





## Q4: Materials (Both exam papers)



Rocio Montoya




# Q4: Materials (Both exam papers)



Christine Peloquin



## Q4: Materials (Both exam papers)



Jason Twiggy Lott


## Q4: Materials (Both exam papers)



**Benjamin Rollins Caldwell**





## Q5: Light & Dark (Both exam papers)



***The Gates of Hell – Auguste Rodin***



## Q5: Light & Dark (Both exam papers)



**Ben Nicholson**






## Q5: Light & Dark (Both exam papers)



**Edward Weston**

## Q5: Light & Dark (Both exam papers)



**Patrick Caulfield**




## Q5: Light & Dark (Both exam papers)




**Norman Ackroyd**



## Q5: Light & Dark (Both exam papers)





**Luke Dixon**







# Q5: Light & Dark (Both exam papers)



Ian Murphy



# Q5: Light & Dark (Both exam papers)



**John Piper**





## Q5: Light & Dark (Both exam papers)



**Guy Denning**



## Q5: Light & Dark (Both exam papers)



**Malika Favre**




## Q5: Light & Dark (Both exam papers)



**Eva Rothschild**

## Q5: Light & Dark (Both exam papers)



**Emily Hogarth** – *Paper Cuts*






# Q5: Light & Dark (Both exam papers)



**Richard Sweeney – *Paper Folding***






# Q6: Personal Histories (FINE ART PAPER ONLY)



Paula Rego




# Q6: Personal Histories (FINE ART PAPER ONLY)



Frida Kahlo




## Q6: Personal Histories (FINE ART PAPER ONLY)



Marc Chagall




# Q6: Personal Histories (FINE ART PAPER ONLY)



**Audrey Flack: *Personal Possessions***




## Q6: Personal Histories (FINE ART PAPER ONLY)



**John Schieffer: *Toys – connections with childhood***



# Q6: Personal Histories (FINE ART PAPER ONLY)



David Francis



Jorge Alberto



Cesar Santander



Nat Simkins

*Toys – connections with childhood*






## Q6: Personal Histories (FINE ART PAPER ONLY)



Juliana Coles: *Visual Diaries*



# Q6: Personal Histories (FINE ART PAPER ONLY)




*Travel – connections with places you've visited*



# Q6: In A Different Way

(ART, CRAFT & DESIGN PAPER ONLY)






Claes Oldenburg



# Q6: In A Different Way

(ART, CRAFT & DESIGN PAPER ONLY)



**Cristina Troufa**

# Q6: In A Different Way

(ART, CRAFT & DESIGN PAPER ONLY)



**Sandra Backlund**



# Q6: In A Different Way

(ART, CRAFT & DESIGN PAPER ONLY)

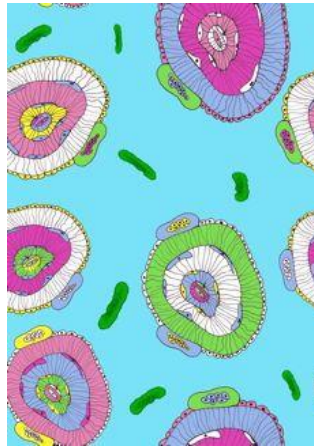



Hennie Meyer



# Q6: In A Different Way

(ART, CRAFT & DESIGN PAPER ONLY)


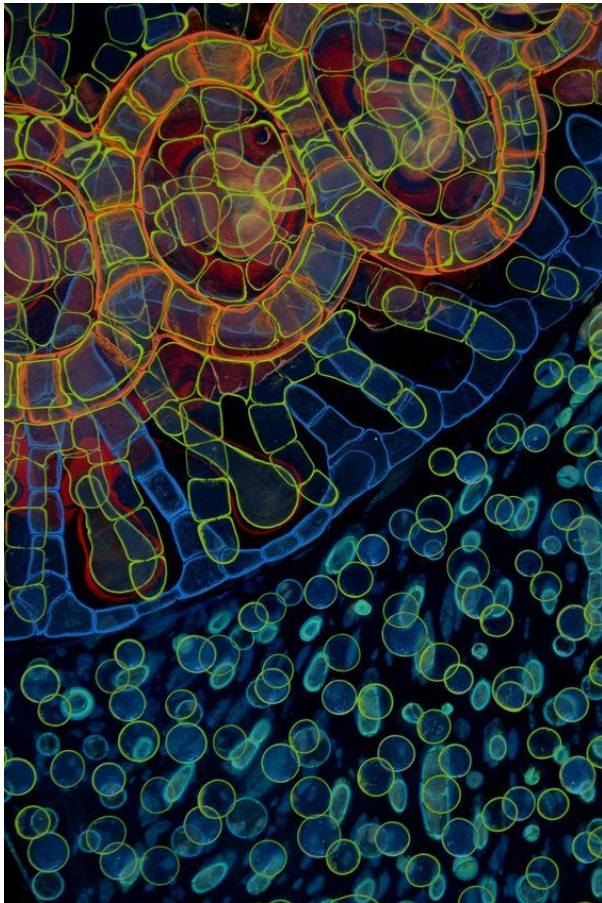


**Magnify?** *Artwork based on microscopic cell structures*



# Q6: In A Different Way

(ART, CRAFT & DESIGN PAPER ONLY)





**Magnify? Bruce Riley** - *microscopic cell structures*



# Q6: In A Different Way

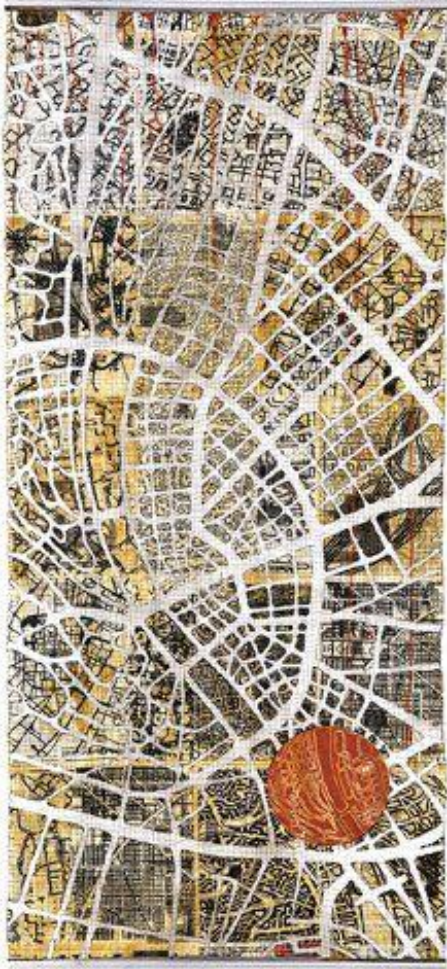
(ART, CRAFT & DESIGN PAPER ONLY)



**Magnify? Georgia O'Keeffe – *close up of flowers***



# Q7: Connections (Fine Art paper only)



**Maps** — *some artists create work that make connections to a place*



## Q7: Connections (Fine Art paper only)



**To Others** — *consider our connections to other people, family etc.*





## Q7: Connections (Fine Art paper only)



**Luicianne Day** — *made connections between pattern & colour in artwork*

## Q7: Connections (Fine Art paper only)



**Pablo Picasso** — *connections with colour in his “Blue Period”*



# AQA GCSE Art Exam Prep 2018

All of this artistic reference (AO1) can be found on Miss Gray's Pinterest page:

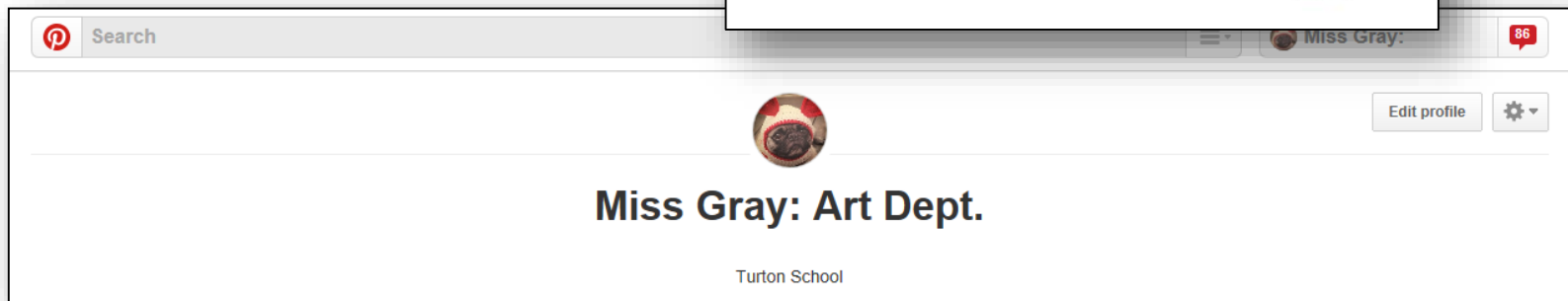
<https://www.pinterest.com>

Search for “Miss Gray: Art Dept.” in Pinnerers

The Pinterest logo, featuring the word "Pinterest" in its characteristic red, cursive script.

Miss Gray: Art  
Dept.

Turton School



[Edit profile](#)

Here you can access Miss Gray's "boards".

The relevant GCSE Exam questions have titles like those on your exam paper.

## Miss Gray: Art Dept.

Turton School




### GCSE EXAM '18: Q4 Materials

132 Pins



### GCSE EXAM '18: Q3 In The News

50 Pins



### GCSE EXAM '18: Q2 Interiors

80 Pins



### GCSE EXAM '18: Q1 Human Fig...

123 Pins



### GCSE EXAM '18: Q7 Connections

28 Pins



### GCSE EXAM '18: Q6 Personal H...

65 Pins



### GCSE EXAM '18: Q5 Light & Dark

87 Pins



# AQA GCSE Art Exam Prep 2018

- ✓ There are over NINETY different artists on this PowerPoint – please use them!
- ✓ Look through each exam question carefully and decide which theme will best suit you.
- ✓ Remember, the questions are there as a **starting point only.**
- ✓ You are allowed as much help as you need throughout the preparatory process. **Use your teacher's advice! They have been through this process many times before!**

# AQA GCSE Art Exam Prep 2018

## IMPORTANT DATES & DEADLINES

Weeks until Exam Starts:	Week Commencing:	
1	Mon. 15 <sup>th</sup> January	EXAM PAPER HANDED OUT TO ALL STUDENTS
2	Mon. 22 <sup>nd</sup> January	<b>** HAND IN ALL COURSEWORK **</b> AO3: Initial Research
3	Mon. 28 <sup>th</sup> January	AO3: Initial Research
4	Mon. 5 <sup>th</sup> February	AO1: Artistic Reference
5	Mon. 12 <sup>th</sup> February	AO1: Artistic Reference
6	Mon. 19 <sup>th</sup> February	<b>FEBRUARY HALF TERM</b>
7	Mon. 26 <sup>th</sup> February	AO2: Developing Ideas
8	Mon. 5 <sup>th</sup> March	AO2: Developing & Finalising Ideas
	<b>Mon. 12<sup>th</sup> March</b>	<b>GCSE ART &amp; DESIGN EXAMS START</b>
	Mon. 26 <sup>th</sup> March	All exam work completed & submitted to your teacher for final assessment