

AQA GCSE Art Exam Prep 2017

Once you have the correct examination paper you should:

- ✓ Read **each** question carefully (Q1-7)
- ✓ Discuss your thoughts with your teacher(s)
- ✓ Choose **ONE** question only

AQA GCSE Art Exam Prep 2017

This PowerPoint contains **suggested** artistic reference for each question. You are encouraged to look at these artists and may wish to find your own.

Remember, Assessment Objective 1 is worth ¼ of your overall marks (25%)

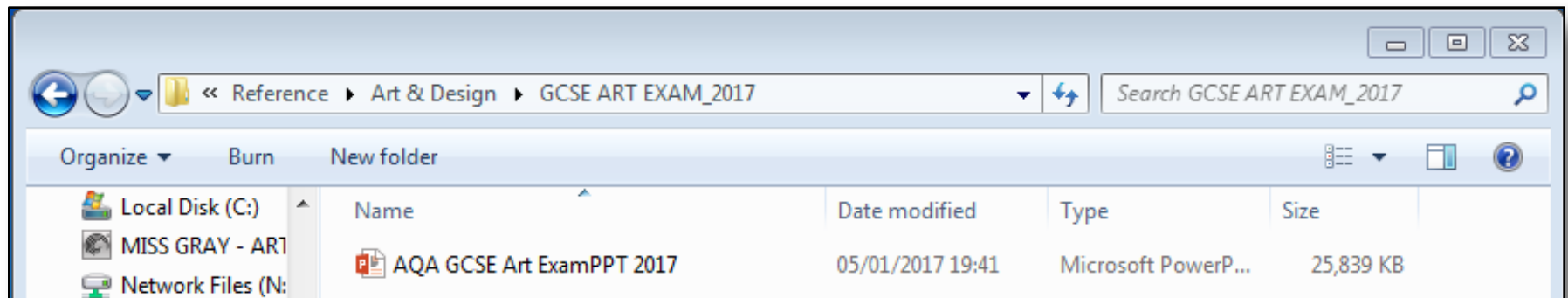
Each question/theme is a **starting point** only.

AQA GCSE Art Exam Prep 2017

This PowerPoint is on the

Network Drive:

Reference – Art & Design – GCSE ART EXAM_2017



AQA GCSE Art Exam Prep 2017

All of this artistic reference (AO1) can be found on Miss Gray's Pinterest page:

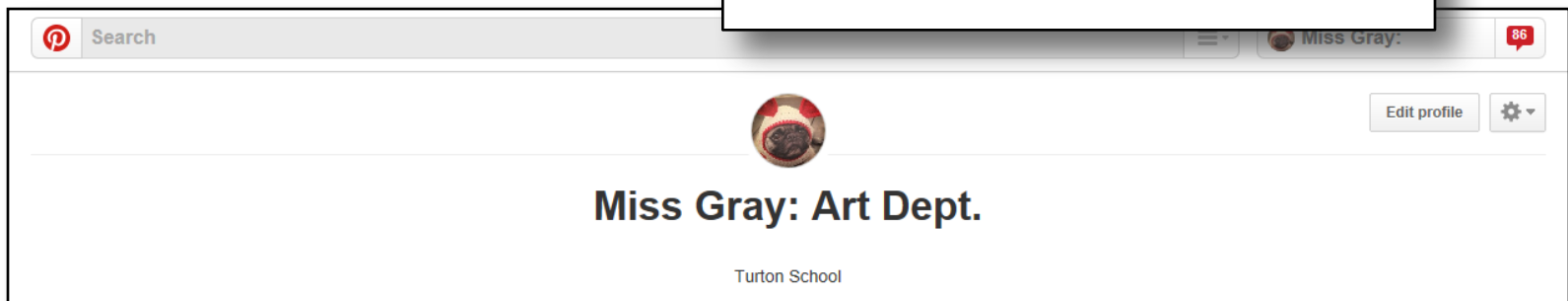
<https://www.pinterest.com>

Search for “Miss Gray: Art Dept.” in Pinnerers

The Pinterest logo, featuring the word "Pinterest" in its characteristic red, cursive script font.

Miss Gray: Art
Dept.

Turton School





Miss Gray: Art Dept.


Turton School

Here you can access Miss Gray's "boards".
The relevant GCSE Exam questions have titles like those on your exam paper.



GCSE EXAM: Q1-...

138 Pins




GCSE EXAM: Q2-...

80 Pins



GCSE EXAM: Q3-...

73 Pins



GCSE EXAM: Q3-S...

67 Pins



GCSE EXAM: Q4-...

84 Pins



GCSE EXAM: Q5-...

95 Pins



GCSE EXAM: Q5-...

51 Pins



GCSE EXAM: Q6-...

149 Pins



GCSE EXAM: Q7-...

38 Pins



GCSE EXAM: Q7-S...

38 Pins

AQA GCSE Art Exam Prep 2017

Once you have chosen **ONE** question:

- ✓ You should address **AO1, AO2 & AO3** in the exam preparation time.
- ✓ Discuss all your ideas with your teacher(s) – you are allowed unlimited help!
- ✓ You will sit the ten-hour exam in March-April (times to be confirmed by your teacher)

Q1: DETAILS (Both exam papers)



Boyle Family

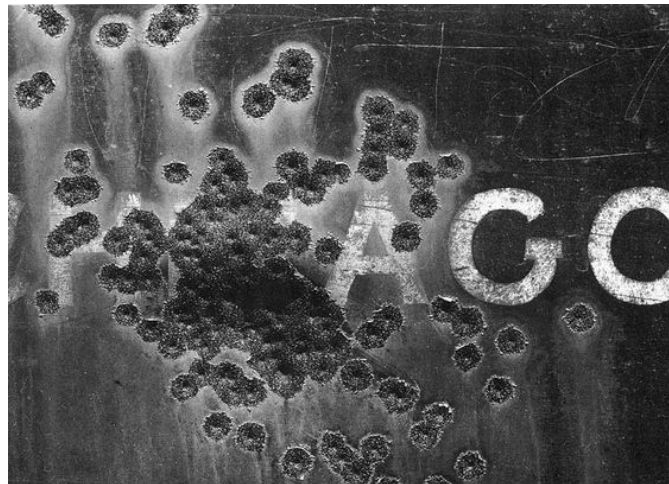




Q1: DETAILS (Both exam papers)




Robert Cottingham

Q1: DETAILS (Both exam papers)



Aaron Siskind

Q1: DETAILS (Both exam papers)



Maria Fondler-Grossbaum

Q1: DETAILS (Both exam papers)



Ian Murphy



Q1: DETAILS (Both exam papers)






Joseph Cornell

Q1: DETAILS (Both exam papers)




Loretta Lux

Q1: DETAILS (Both exam papers)





Yayoi Kusama

Q1: DETAILS (Both exam papers)



Kay Nielsen

Q1: DETAILS (Both exam papers)





Abigail Hutton



Q1: DETAILS (Both exam papers)



eBoy




Q1: DETAILS (Both exam papers)






Amelia Graham – Textile Designer

Q1: DETAILS (Both exam papers)



Sarah Graham – Photorealistic paintings

Q1: DETAILS (Both exam papers)



Mark Powell – Biro Pen Drawings

Q1: DETAILS (Both exam papers)



Kerby Rosanes – “Doodle” Artist

Q.1. Detail: Pen Illustrations



Detail: Judy Garfin



Q2: OUT OF PLACE (Both exam papers)




Rene Magritte




Q2: OUT OF PLACE (Both exam papers)



Antony Gormley




Q2: OUT OF PLACE (Both exam papers)



Storm Thorgerson

Q2: OUT OF PLACE (Both exam papers)



Yago Partal

Q2: OUT OF PLACE (Both exam papers)




Jamie Scanlon – Banksy-esque Street Artist

Q2: OUT OF PLACE (Both exam papers)




Rich McCor – Paper cut outs

Q2: OUT OF PLACE (Both exam papers)




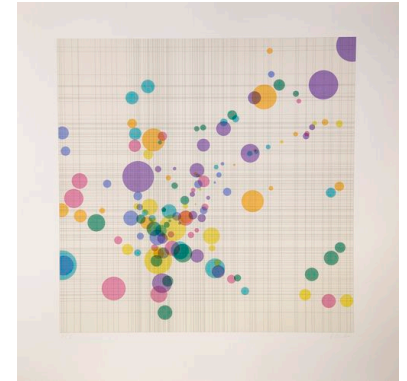

Salvador Dali – Surrealism

Q3: WALKING (Fine Art paper ONLY)



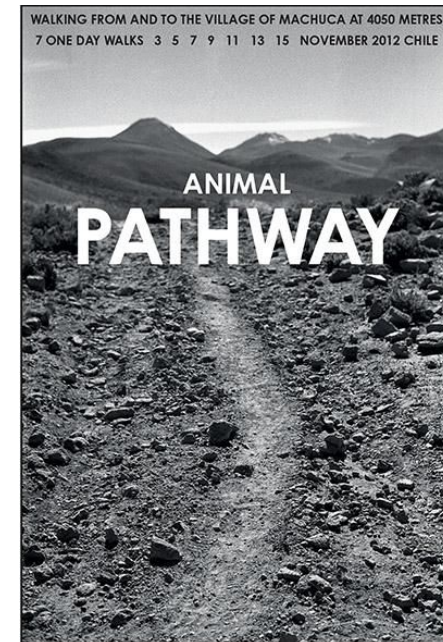
Colleen Wallace Nungari – Aboriginal Dreamtime

Q3: WALKING (Fine Art paper ONLY)




Rachael Clewlow

Q3: WALKING (Fine Art paper ONLY)



Hamish Fulton

Q3: WALKING (Fine Art paper ONLY)




Kris Trappeniers – “Taking a line for a walk”

Q3: WALKING (Fine Art paper ONLY)





Rosie James – “Taking a thread for a walk”

Q3: WALKING (Fine Art paper ONLY)



David Hockney – Records his walks using art

Q3: SURROUNDINGS (Art & Design paper ONLY)



Barbara Rae

Q3: SURROUNDINGS (Art & Design paper ONLY)



Michael Kenna



Q3: SURROUNDINGS (Art & Design paper ONLY)



Tony Lattimer

Q3: SURROUNDINGS (Art & Design paper ONLY)



Ernesto Neto



Q3: SURROUNDINGS (Art & Design paper ONLY)




Eltono

Q3: SURROUNDINGS (Art & Design paper ONLY)




Neil Roland – Snapshots of Manchester/London

Q3: SURROUNDINGS (Art & Design paper ONLY)



Mae Chevrette – Mixed Media Collage

Q3: SURROUNDINGS (Art & Design paper ONLY)



Jon Measures – Mixed Media Collage

Q3: SURROUNDINGS (Art & Design paper ONLY)



Tyler Burke – Collaged Cityscapes

Q4: ASSEMBLE (Both exam papers)



Anselm Kiefer

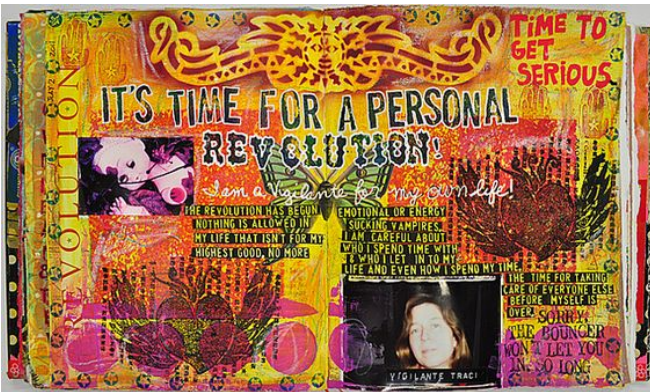
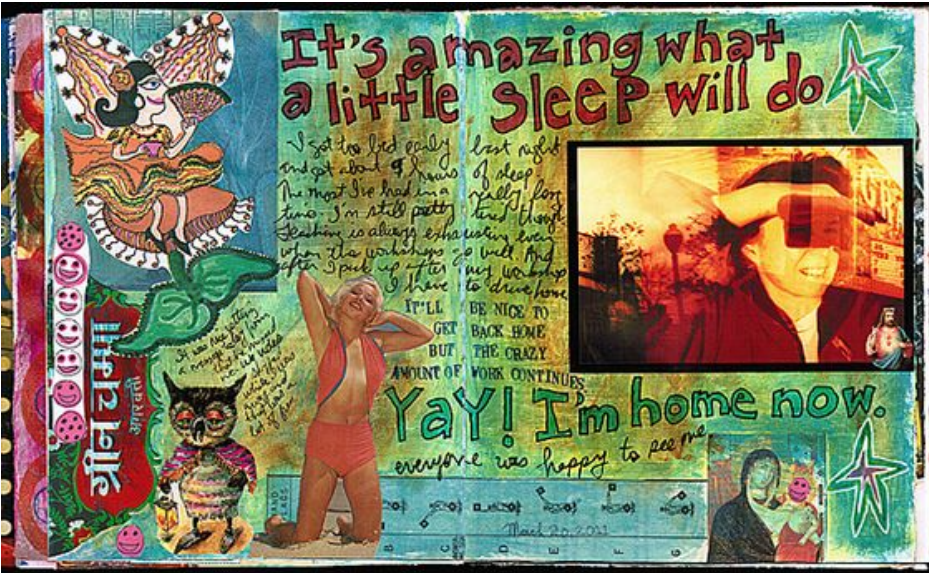
Q4: ASSEMBLE (Both exam papers)



Kat Button



Q4: ASSEMBLE (Both exam papers)




Traci Bunkers

Q4: ASSEMBLE (Both exam papers)




Nina Bagley


Q4: ASSEMBLE (Both exam papers)



Hannah Hoch





Q4: ASSEMBLE (Both exam papers)




Joseph Cornell

Q4: ASSEMBLE (Both exam papers)





Louise Nevelson

Q4: ASSEMBLE (Both exam papers)



Derek Gores – Paper Collage

Q4: ASSEMBLE (Both exam papers)




Patrick Bremer – Paper Collage

Q4: ASSEMBLE (Both exam papers)



Laurie Mika – Polymer Clay Assemblage

Q4: ASSEMBLE (Both exam papers)





Elaine Hughes – Hand stitched paper collage

Q5: ANGLES (Art & Design paper ONLY)



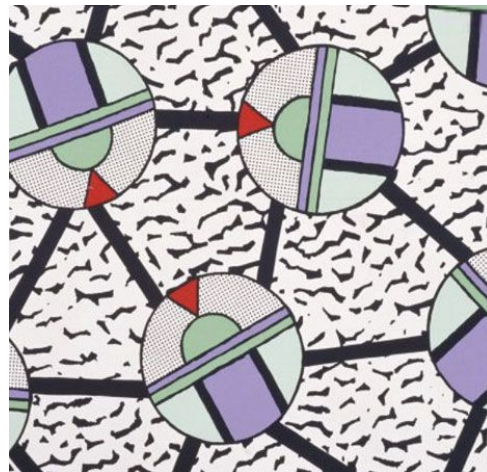

Aurelie Foussard

Q5: ANGLES (Art & Design paper ONLY)



Juan Gris

Q5: ANGLES (Art & Design paper ONLY)



Nathalie du Pasquier

Q5: ANGLES (Art & Design paper ONLY)



Alison Britton

Q5: ANGLES (Art & Design paper ONLY)





Jeff Huntington – Distorted Portraits

Q5: ANGLES (Art & Design paper ONLY)




Aldo Tolino – Distorted Portraits

Q5: ANGLES (Art & Design paper ONLY)



Lucas Simoes – Distorted Portraits

Q5: ANGLES (Art & Design paper ONLY)





Jeremy Olson – Distorted portrait paintings

Q5: ANGLES (Art & Design paper ONLY)





Fernand Leger – Geometric Shapes

Q5: ANGLES (Art & Design paper ONLY)





Charis Tsevis – London 2012 Olympic artist

Q5: ANGLES (Art & Design paper ONLY)





Legan Rooster – Geometric Photographic Collage

Q5: MUSIC IN ART (Fine Art paper ONLY)



Wassily Kandinsky

Q5: MUSIC IN ART (Fine Art paper ONLY)




Susanne Clark

Q5: MUSIC IN ART (Fine Art paper ONLY)



Victor Bauer

Q6: ARCHITECTURE (Both exam papers)



Giovanni Battista Piranesi

Q6: ARCHITECTURE (Both exam papers)



Samuel Van Hoogstraten

Q6: ARCHITECTURE (Both exam papers)






Jeanette Barnes

Q6: ARCHITECTURE (Both exam papers)





Berenice Abbott

Q6: ARCHITECTURE (Both exam papers)



Ingrid Siliakus

Q6: ARCHITECTURE (Both exam papers)



Richard Estes

Q6: ARCHITECTURE (Both exam papers)



John Brickels

Q6: ARCHITECTURE (Both exam papers)




Liesl Pfeffer

Q6: ARCHITECTURE (Both exam papers)




Anastasia Savinova – Architectural Collage

Q6: ARCHITECTURE (Both exam papers)



Valery Koshlyakov – Large Scale Cardboard painting

Q6: ARCHITECTURE (Both exam papers)




Debbie Smyth – Drawing with thread & nails

Q6: ARCHITECTURE (Both exam papers)



Paul Kenton – Colourful cityscapes

Q6: ARCHITECTURE (Both exam papers)



Ruth Allen – Line & colour collage work

Q6: ARCHITECTURE (Both exam papers)



Karen Stamper – Mixed media collage cityscapes

Q7: SHELTER (Art & Design paper only)



Henry Moore — focused on those taking shelter during The Blitz

Q7: SHELTER (Art & Design paper only)



Jack Vettriano – Shelter from the sun

Q7: SHELTER (Art & Design paper only)



Street Artists

Q7: WRAP (Fine Art paper only)



Wes Naman – wrapped faces

Q7: WRAP (Fine Art paper only)



Christo & Jean-Claude – wrapped landmarks

Q7: WRAP (Fine Art paper only)



Yarn Bombing – wrapping objects

Q7: WRAP (Fine Art paper only)



Tattoos – wrapping the body

AQA GCSE Art Exam Prep 2017

All of this artistic reference (AO1) can be found on Miss Gray's Pinterest page:

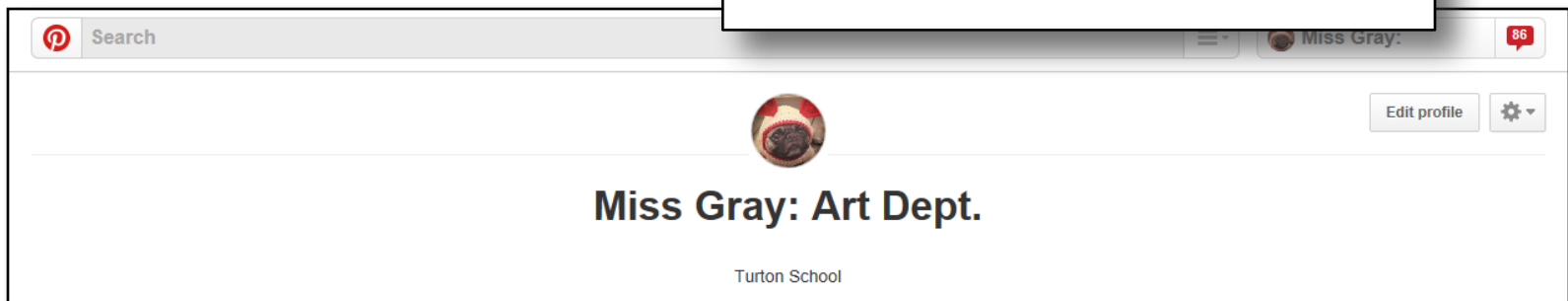
<https://www.pinterest.com>

Search for “Miss Gray: Art Dept.” in Pinnerers

The Pinterest logo, featuring the word "Pinterest" in its characteristic red, cursive script font.

Miss Gray: Art
Dept.

Turton School





Miss Gray: Art Dept.


Turton School

Here you can access Miss Gray's "boards".
The relevant GCSE Exam questions have titles like those on your exam paper.



GCSE EXAM: Q1-...

138 Pins




GCSE EXAM: Q2-...

80 Pins



GCSE EXAM: Q3-...

73 Pins



GCSE EXAM: Q3-S...

67 Pins



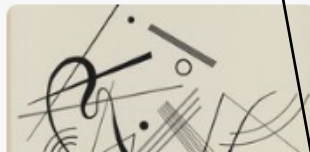
GCSE EXAM: Q4-...

84 Pins



GCSE EXAM: Q5-...

95 Pins



GCSE EXAM: Q5-...

51 Pins



GCSE EXAM: Q6-...

149 Pins



GCSE EXAM: Q7-...

38 Pins



GCSE EXAM: Q7-S...

38 Pins

AQA GCSE Art Exam Prep 2017

- ✓ There are over **80** different artists on this PowerPoint – please use them!
- ✓ Look through each exam question carefully and decide which theme will best suit you.
- ✓ Remember, the questions are there as a **starting point only.**
- ✓ You are allowed as much help as you need throughout the preparatory process. **Use your teacher's advice!**